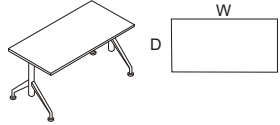


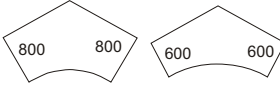
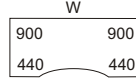
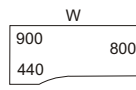
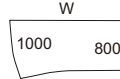
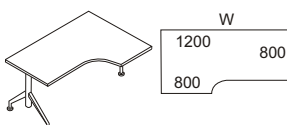
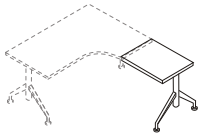

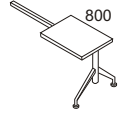
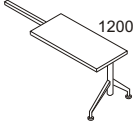
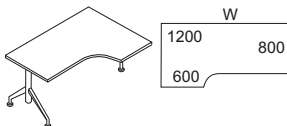
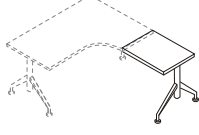

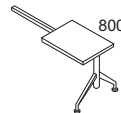
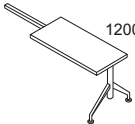
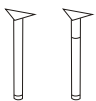


Biurka

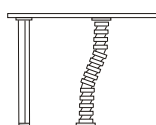
LZ H 735±7
 LX H 620-820 skok 20 mm
 LY H 620-820 płynna
 LY* H 620-1100 płynna/elekt.

				W	D		○		□		
	LZ01	LX	LY	2000	800		AA78		LA10		
	LZ02	LX	LY	1800	800		AA70		LA11		
	LZ03	LX	LY	1600	800		AA71		LA12		
	LZ04	LX	LY	1400	800		AA72		LA13		
	LZ05	LX	LY	1200	800		AA74		LA14		
	LZ06	LX	LY	800	800		AA77		LA15		
	LZ07	LX	LY	1600	600		AA71		LA12		
	LZ08	LX	LY	1400	600		AA72		LA13		
	LZ09	LX	LY	1200	600		AA74		LA14		
	LZ10	LX	LY	800	600		AA77		LA15		
		LZ11	LX	LY	1800	900		AA72		LA13	
		LZ12	LX	LY	1600	900		AA74		LA14	
		-	-	LY*13	1800	900		AA72		LA13	
		-	-	LY*14	1600	900		AA74		LA14	
		LZ15	LX	-	1714	910		AA72		LA13	
		LZ16	LX	LY	2079	1088		AA75		LA14	
		LZ17	LX	LY	2079	1088		AA75		LA14	
		LZ18	LX	LY	2000	900		AA78		LA10	
		LZ19	LX	LY	1800	900		AA70		LA11	
		LZ20	LX	LY	2000	900/800	LZ21	AA78	LX	LA10	LY
		LZ22	LX	LY	1800	900/800	LZ23	AA70	LX	LA11	LY
		LZ24	LX	LY	1600	900/800	LZ25	AA71	LX	LA12	LY
		LZ26	LX	LY	2000	1000/800	LZ27	AA70	LX	LA11	LY
		LZ28	LX	LY	1800	1000/800	LZ29	AA71	LX	LA12	LY
		LZ30	LX	LY	1600	1000/800	LZ31	AA72	LX	LA13	LY
		LZ32	LX	LY	2000/800	1200/800	LZ33	AA78	LX	LA10	LY
		LZ34	LX	LY	1800/800	1200/800	LZ35	AA70	LX	LA11	LY
	Noga i dostawki biurek LZ/LX/LY										
											
				LZ36 LX LY		LZ37 LX LY		LZ38 LX LY			
	LZ39	LX	LY	2000/600	1200/800	LZ40	AA78	LX	LA10	LY	
	LZ41	LX	LY	1800/600	1200/800	LZ42	AA70	LX	LA11	LY	
	LZ43	LX	LY	1600/600	1200/800	LZ44	AA71	LX	LA12	LY	
Noga i dostawki biurek LZ/LX/LY											
											
			LZ45 LX LY		LZ46 LX LY		LZ47 LX LY				

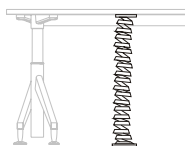
Akcesoria



Noga
 LA01 nieregulowana
 LA91 regulowana skok.



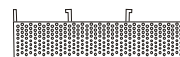
Okablowanie pionowe
 AA08



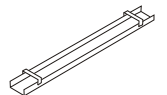
Okablowanie sprężyna
 AA28



Ostłona monitora
 AA03

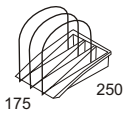


□ Ostłona dolna



○ Okablowanie poziome

UWAGA!
 Do biurek LZ (X)(Y) 11 oraz LY13 należy zamawiać ostłone dolną LA13 i okablowanie AA72,
 Do biurek LZ (X)(Y) 12 oraz LY14 należy zamawiać ostłone dolną LA14 i okablowanie AA74.



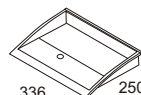
Zawieszka na dokumenty
AA30



Zawieszka piórnik
AA33



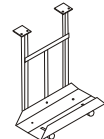
Zawieszka na dyskietki
AA34



Zawieszka na papier
AA35



Łapa do łączenia
ścianek z biurkami
DA31



Półka pod komputer
LA92

Stoły i blaty

LZ - H 735, LZ - H 620-820



Ø850 płyta
LZ 51
LX 51



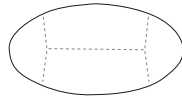
Ø850 szkło
LZ 52



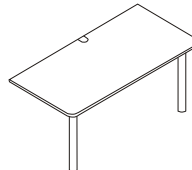
Ø1000 płyta
LZ 53
LX 53



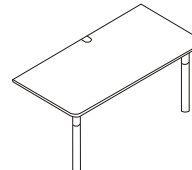
Ø1000 szkło
LZ 54



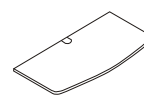
W 2200 D 1200
LZ 55



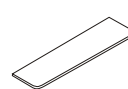
LZ70
W 1600
D 800



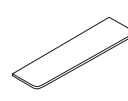
LX70
W 1600
D 800



LZ72
W 1200
D 500
H 25

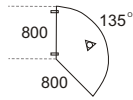


LZ73
W 1200
D 600
H 25

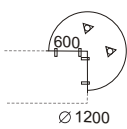


LZ74
W 1200
D 300
H 18

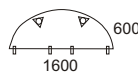
Płyty i dostawki



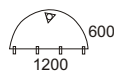
LD23 nieregul.
LD43 regul.



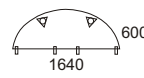
LD25 nieregul.
LD45 regul.



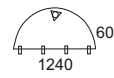
LD26 nieregul.
LD46 regul.



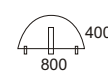
LD27 nieregul.
LD47 regul.



LD28 nieregul.
LD48 regul.



LD29 nieregul.
LD49 regul.



LD30

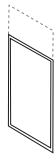


LP24



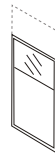
LP25

Ścianki działowe



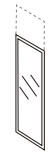
DL01 płyta
W 800
D 1588

DL11 tkanina
W 800
D 1588



DL03 płyta
W 800
D 1588

DL13 tkanina
W 800
D 1588

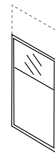


DL05
W 400
D 1588



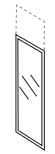
DL02 płyta
W 800
D 1204

DL12 tkanina
W 800
D 1204



DL04 płyta
W 800
D 1204

DL14 tkanina
W 800
D 1204



DL06
W 400
D 1204



DD01 płyta
W 800
D 1588

DD11 tkanina
W 800
D 1588



DD02 płyta
W 800
D 1204

DD12 tkanina
W 800
D 1204



DL21
W 44
D 1742

DL22
W 44
D 1358



DL23
W 44
D 1742

DL24
W 44
D 1358



DL25
W 44
D 1742

DL26
W 44
D 1358

Ścianki działowe z listwą zawieszkową

Ścianki - nadstawki

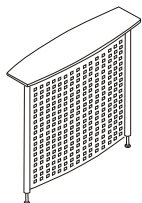
Oznaczenie	D x W
DT03	452 x 1200
DP03	452 x 1200
DT05	452 x 1600
DP05	452 x 1600
DT06	452 x 1800
DP06	452 x 1800
DT90	452 x 2000
DP90	452 x 2000



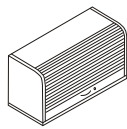
Oznaczenie	D x W
DC03	452 x 1200
DB03	452 x 1200
DC05	452 x 1600
DB05	452 x 1600
DC06	452 x 1800
DB06	452 x 1800
DC90	452 x 2000
DB90	452 x 2000



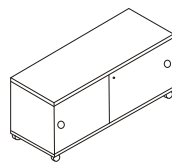
Meble uzupełniające



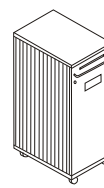
panel recepcyjny
LZ79
W 1100 D 300 H 1100



szafka wisząca
LZ75
W 886 D 400 H 440



szafka
LZ80
W 1200 D 440 H 470



LZ81 szufl. + 2 segr.
LZ82 szufl. + segr. + zaw.
LZ83 szufl. + 2 zaw.
LZ84 2 segr.
W 450 D 960 H 1160

Ścianki DT, DC - tkanina
Ścianki DP, DB - płyta