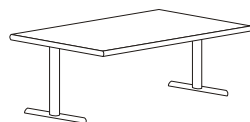


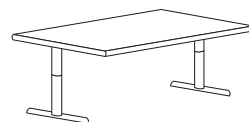
TYP	W	D	□	○	
LB 01	LL 01	1800	800	1	1
LB 02	LL 02	1600	800	2	2
LB 03	LL 03	1400	800	3	3
LB 04	LL 04	1200	800	4	4
LB 05	LL 05	800	800	5	5
LB 07	LL 07	1600	600	2	2
LB 08	LL 08	1400	600	3	3
LB 09	LL 09	1200	600	4	4
LB 10	LL 10	800	600	5	5
LB 11		1200	600	-	-

biurka



LB 01-11

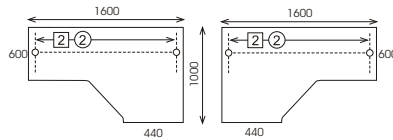
biurka regulowane



LL 01-10

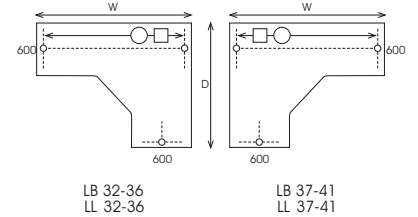
UWAGA: biurka LB na stelażu H 735 mm (wyjątek: biurko LB 11 H 650 mm);
biurka LL na stelażu regulowanym H 620-820 mm.

TYP	W	D	□	○	
LB 32	LL 32	1600	1400	2	2
LB 33	LL 33	1600	1200	2	2
LB 34	LL 34	1400	1200	3	3
LB 35	LL 35	1400	1400	3	3
LB 36	LL 36	1200	1200	4	4
LB 67	LL 67	1600	1000	2	2
LB 58	LL 58	1600	1400	2	2
LB 38	LL 38	1600	1200	2	2
LB 39	LL 39	1400	1200	3	3
LB 40	LL 40	1400	1400	3	3
LB 41	LL 41	1200	1200	4	4
LB 73	LL 73	1600	1000	2	2



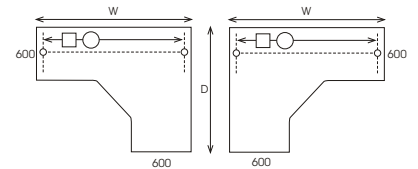
Biurka przystosowane do połączenia z regałami OH

LB 67 LL 67 LB 73 LL 73



LB 32-36
LL 32-36

LB 37-41
LL 37-41

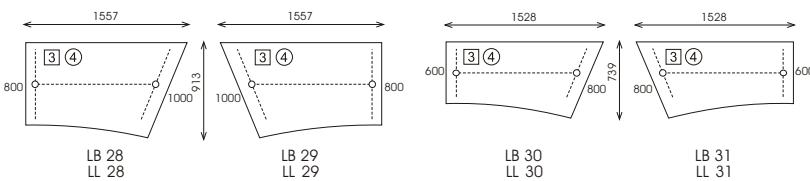
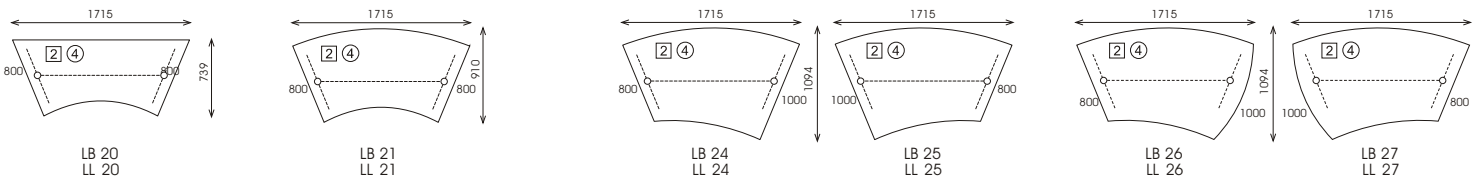


LB 52-56
LL 52-56

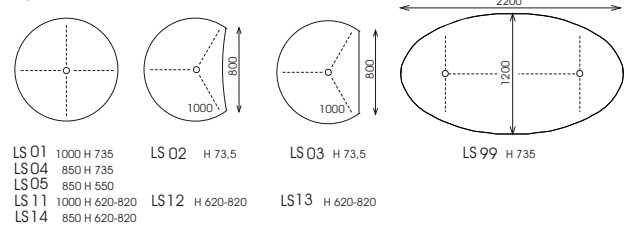
LB 58-62
LL 58-62

UWAGA: biurka LB 52-56 (LL 52-56), LB 58-62 (LL 58-62) muszą być podłączone z:
- nogą LA 01 (LA 91)
- kontenerem MK 25-27 za pomocą kątownika LA 06

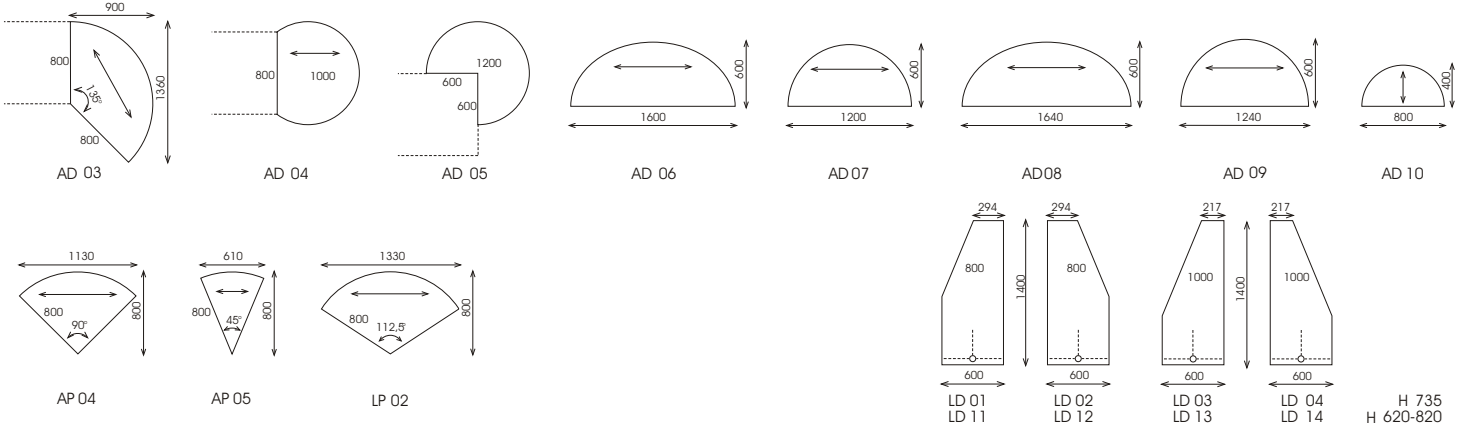
biurka skośne



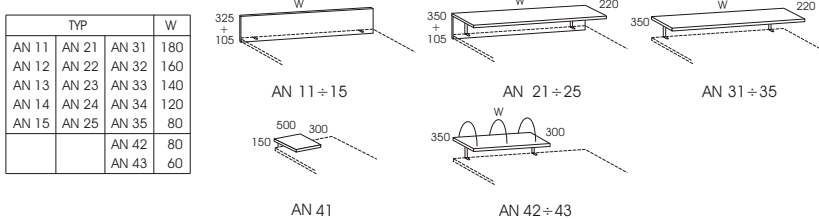
stoły



Dostawki - płyty

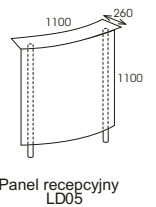
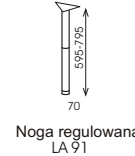
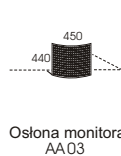
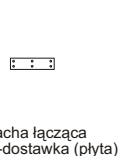
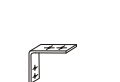
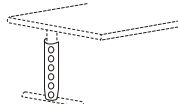
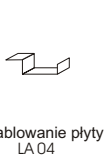


nadstawki



okablowania i osłony

□ Osłona dolna	○ Okablowanie poziome	
1	LA 11	AA 70
2	LA 12	AA 71
3	LA 13	AA 72
4	LA 14	AA 74
5	LA 15	AA 77



UWAGA
Tylko dla biurk
o wysokości 735 mm